

Revision 1.0.0

November 11, 2010

QSI Camera

**OS X Software for
Quantum Scientific
Imaging, Inc.
500-series CCD
Cameras**

Joe Shimkus

License	i
Change Log	ii
Introduction	iii
Notices	iv
Requirements	iv
References	iv
Terminology	iv
What You've Downloaded	v
What This Document Documents	vi
All You Need To Know (mostly)	1
Object Hierarchy	1
Finding Cameras	1
Using a Camera	1
Finding Cameras (for the developer)	2
Common	3
QSIStatus	3
QSIOject	3
Communications	5
Object Hierarchy	5
<<interface>> QSIComms	6
QSIComms	8
Components	15
Object Hierarchy	15
QSIcamera	16
QSIcameraAdvancedDetails	61
QSIcameraAdvancedSettingsParameters	62
QSIcameraAntiBloom	63
QSIcameraAutoZero	64
QSIcameraAutoZeroControl	65
QSIcameraCCDSpecs	66

QSiCameraCombinedDetails	67
QSiCameraCoolerState	68
QSiCameraDetails	69
QSiCameraExposureParameters	70
QSiCameraExposureRequest	71
QSiCameraFanMode	72
QSiCameraGain	73
QSiCameraGuiding	74
QSiCameraPreExposureFlush	75
QSiCameraPreferences	76
QSiCameraShutterPriority	77
QSiCameraState	78
QSiCameraTemperature	79
QSiCameraTemperatureParameters	80
QSiFilter	81

License

Copyright (c) 2010, Joe Shimkus

All rights reserved.

Redistribution and use in source and binary forms, with or without modification, are permitted provided that the following conditions are met:

- Redistributions of source code must retain the above copyright notice, this list of conditions and the following disclaimer.
- Redistributions in binary form must reproduce the above copyright notice, this list of conditions and the following disclaimer in the documentation and/or other materials provided with the distribution.
- The name of Joe Shimkus may not be used to endorse or promote products derived from this software without specific prior written permission.

THIS SOFTWARE IS PROVIDED BY THE COPYRIGHT HOLDERS AND CONTRIBUTORS "AS IS" AND ANY EXPRESS OR IMPLIED WARRANTIES, INCLUDING, BUT NOT LIMITED TO, THE IMPLIED WARRANTIES OF MERCHANTABILITY AND FITNESS FOR A PARTICULAR PURPOSE ARE DISCLAIMED. IN NO EVENT SHALL THE COPYRIGHT OWNER OR CONTRIBUTORS BE LIABLE FOR ANY DIRECT, INDIRECT, INCIDENTAL, SPECIAL, EXEMPLARY, OR CONSEQUENTIAL DAMAGES (INCLUDING, BUT NOT LIMITED TO, PROCUREMENT OF SUBSTITUTE GOODS OR SERVICES; LOSS OF USE, DATA, OR PROFITS; OR BUSINESS INTERRUPTION) HOWEVER CAUSED AND ON ANY THEORY OF LIABILITY, WHETHER IN CONTRACT, STRICT LIABILITY, OR TORT (INCLUDING NEGLIGENCE OR OTHERWISE) ARISING IN ANY WAY OUT OF THE USE OF THIS SOFTWARE, EVEN IF ADVISED OF THE POSSIBILITY OF SUCH DAMAGE.

Change Log

Date	Author	Change
November 11, 2010	Joe Shimkus	Initial version

Introduction

Trying to minimize the amount of equipment to carry into the field, I had been attempting to do astrophotography utilizing a digital SLR. While some have certainly produced wonderful results with a DSLR, I found it to be more taxing than enjoyable and have not produced any images that I would choose to share. As a consequence, I decided to bite the bullet and be willing to carry more equipment if that equipment could give me better results; thus I chose to purchase a dedicated CCD camera.

As I looked into the various cameras available and tried to objectively weigh their pros and cons, there was one absolute that had to be met: the camera had to be controllable utilizing native software for Mac OS X. When all was said and done, I chose a Quantum Scientific Imaging (QSI), Inc. 583 camera with integrated filter wheel.

While the QSI 583 met all the requirements I had established, I was disappointed that QSI itself didn't incorporate some control software for Macs in their product package as they do for Windows. Further, while I have no complaints with the third-party software I purchased, the number of choices were severely limited.

QSI, to their credit, makes a set of C++ source code available for creating a library that can be used to control their 500 series cameras. While QSI's website specifically refers to Linux in relation to this code, it's source and I figured I could construct something from it for Mac OS X. What you have downloaded is the fruit of that effort.

Notices

The software has been built solely on x86 architecture and tested solely using a QSI 583ws camera.

Requirements

References

[*QSI 500 Series Linux API Reference Manual*](#), Quantum Scientific Imaging, Inc.

Terminology

- In, used in method parameter descriptions. Indicates that the parameter is input to the method. In the case of buffer pointers, indicates that the contents of the buffer is input to the method.
- Out, used in method parameter descriptions. Indicates that the parameter is output from the method. In the case of buffer pointers, indicates that the contents of the buffer is output from the method.

What You've Downloaded

Although QSI provides the C++ library source code I previously mentioned, it is not a complete library solution. The software has dependencies on further code from Future Technology Devices International (FTDI) Ltd. as well as libusb. This is not what I wanted. What I wanted was to produce something that would work natively on Mac OS X, had no dependencies beyond what is included on every Mac, and would also be easy enough to deploy and use such that it might help spark efforts in the development of more Mac software for use with these cameras in scientific settings. To meet these self-imposed requirements, I had to understand QSI's software, FTDI's software and learn about USB. Further, I had to decide if I would attempt to utilize QSI's software as-is or potentially modify it as part of achieving my goals.

As part of my vision for ease of use I included thoughts on the ability to extend the software to support future camera products. This argued in favor of an object-oriented approach. Well, QSI's provided software was written in C++ so that would hopefully prove beneficial to such an approach. A drawback, however, of sticking with C++ would be the fact that objects created from it wouldn't be able to directly plug in to the Cocoa libraries from Apple. Certainly they would be able to utilize the Cocoa frameworks' functionality, but they themselves wouldn't be able to be directly referenced from the Cocoa frameworks (e.g., they couldn't be directly stored in instances of `NSArray`). On top of this I knew that the introspective capabilities of Objective-C would allow extending the object hierarchy of supported cameras in a simple, low-effort manner that just wouldn't be attainable using C++. The choice was clear. I wouldn't utilize QSI's C++ code as-is nor would I modify it. Rather, I would construct a new hierarchy of objects designed to integrate with Cocoa, providing the necessary functionality. QSI's source would be used solely as a reference.

So now you know that the software you're getting is:

- An object-oriented hierarchy supporting QSI 500 series cameras
- Written in Objective-C
- Integrated with Apple's Cocoa libraries
 - all objects ultimately descend from `NSObject`
- Dependent only on natively provided functionality of Mac OS X
 - needs to be linked with the Cocoa and IOKit frameworks

Additionally, the software internally utilizes the Objective-C `@synchronized()` directive to serialize commands sent to the camera and is thus safe for use in multithreaded environments.

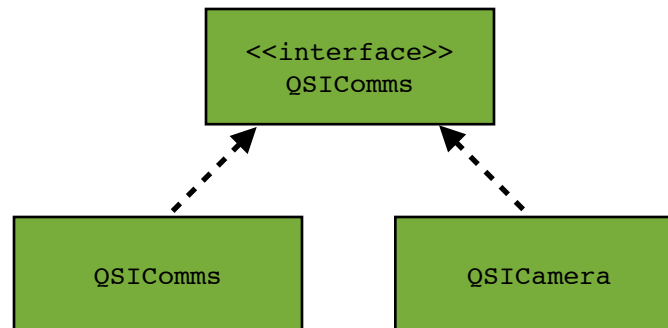
What This Document Documents

Essentially, what is documented are the entities identified in the [All You Need To Know \(mostly\)](#) section together with supplementary objects, enumerations and structures necessary to utilize those entities. Each section does, however, contain a diagram of the entire class hierarchy implemented by that section's software.

1. All You Need To Know (mostly)

If you just want to jump in and put the software to work, this is the section for you. The details of the various objects are presented later on; this section will simply give you a high-level view of how you can immediately utilize the software.

1.1. Object Hierarchy



1.2. Finding Cameras

Assuming you have your QSI camera(s) turned on and plugged in to your Mac, to have the QSIcamera software find them...

```
NSArray *cameras = [QSIComms findAllCameras];
```

As you can see, [QSIComms](#) will return an NSArray with all the QSI cameras it was able to find. If no cameras were identified [QSIComms](#) will still return an NSArray, it will just have no entries. If something truly horrible occurred you won't even get an array back, so always check for nil.

Following the Cocoa reference counting object lifecycle paradigm, the NSArray has been auto-released so if you want it to stick around you'll need to retain it.

1.3. Using a Camera

Once you have the array of cameras you'll need to decide which one(s) to use; if you only have one camera the decision is easy. Identifying a camera for use in the case where there are multiple cameras attached to your Mac is a little more complicated. As a camera's specifics are not available until you establish a connection to it and the order of the cameras in the returned NSArray is not deterministic, to disambiguate the cameras you need to iterate over them establishing a connection to each one and checking each camera's model and serial numbers.

The process of establishing a connection to the camera is a simple one. Assuming that we wish to use the first camera in the returned NSArray, you establish a connection to it as follows (you'll want to keep a reference to the camera around for performing operations):

```
QSIcamera camera = [cameras objectAtIndex:0]
QSIStatus status = [camera connect];
```

You'll need to confirm that the status you receive from the [connect](#) is [QSISuccess](#). If it isn't, the connection attempt failed.

And that's it! You now have an established connection to your QSI camera and can begin using it. Congratulations!

2. Finding Cameras (for the developer)

While finding cameras for someone who just wants to use the QSIcamera software is straightforward, for the developer who is trying to debug a problem or extend the software more needs to be known.

The steps to finding a camera (only USB cameras are currently supported) to be included in the NSArray returned from [QSIComms'](#) [findAllCameras](#) method are:

1. Use the IOKit USB methods to find all USB devices which match the correct product and vendor identifiers
2. For each found device
 - 2.1. Get the model name and verify that
 - 2.1.1. It begins with "QSI"
 - 2.1.2. It contains the appropriate series number (in our particular case, "500")
 - 2.2. Get the model number and verify that it is at least three (3) ASCII characters in length
 - 2.3. Construct a string composed of
 - 2.3.1. "QSI"
 - 2.3.2. The first three (3) characters of the model number
 - 2.4. If the model number is at least four (4) ASCII characters in length and the fourth character is "c" (denoting a color camera), append "c" to the string
 - 2.5. Append "Camera" to the string
 - 2.6. Use the string to locate the class object for the class with that name
 - 2.7. If the class object is found, use it to instantiate a [QSIcamera](#) object of the correct class
 - 2.8. Add the instantiated [QSIcamera](#) to the found camera array

In the case of the particular camera I own (a 583ws) the constructed string naming the appropriate class is `QSI583Camera`. If I had purchased the color version of the camera the string would have been `QSI583cCamera`.

Using the introspective capabilities of Objective-C allows for easy extension of the class hierarchy to support new cameras from QSI. As an example, if QSI were to introduce a new 500-series camera called the 598 all that would need to be done would be to add a `QSI598Camera` (and, if applicable, a `QSI598cCamera`) class to the class hierarchy. The runtime lookup of the class object via name would then automatically work for the new camera.

3. Common

3.1. QSIStatus

3.1.1. Semantics

Method status return value.

3.1.2. Definition

```
typedef enum _QSIStatus
{
    QSI_SUCCESS = 0x00000000,
    QSI_FAILURE, // Generic failure

    // Specific errors
    QSIAllocationFailed,
    QSICommandFailed,
    QSIConnected,
    QSIControlFailed,
    QSIInvalidParameter,
    QSIInvalidExposure,
    QSIInvalidFilter,
    QSIInvalidImage,
    QSIInvalidMemory,
    QSIInvalidNotConnected,
    QSIInvalidNotSupported,
    QSIInvalidOpenFailed,
    QSIInvalidReadFailed,
    QSIInvalidWriteFailed
} QSIStatus;
```

3.1.3. Notes

3.2. QSIObject

3.2.1. Semantics

Base class for all QSI camera classes; descended from NSObject.

Provides class-based access to necessary Objective-C runtime capabilities.

3.2.2. APIs

3.2.2.1. classNamed

3.2.2.1.1. Semantics

Provides access to Objective-C runtime capability to determine a class object from its name.

3.2.2.1.2. Declaration

```
+ (Class) classNamed : (NSString *) aName;
```

3.2.2.1.3. Parameters

Name	In/Out	Usage
aName	In	The class name

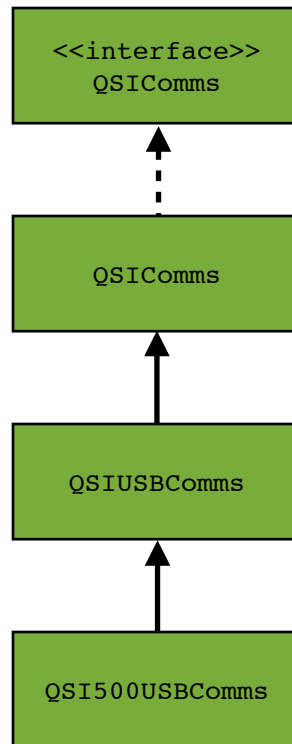
3.2.2.1.4. Return Values

Value	Significance
nil	No class with the specified name was found
non-nil	The class object of the class with the specified name

3.2.2.1.5. Notes

4. Communications

4.1. Object Hierarchy



Wow! Surely, such a linear hierarchy is unnecessary. Well, remember that I indicated I wanted to create something that could be extended to support future QSI products. While the future is a tough thing to predict, I expect that you can see how, for example, a new series of QSI cameras which might have different base requirements than the 500 series could be easily added. And further, if QSI were to introduce a new line of cameras using a different communication mechanism that that too could be easily incorporated, all while maintaining a single abstract communication process. If you see other seemingly overly deep object hierarchies, remember I've tried to design for the future. And that's all I've got to say about that.

4.2. <<interface>> QSIComms

4.2.1. Semantics

An Objective-C protocol defining the abstract communication channel methods.

4.2.2. APIs

4.2.2.1. disconnect

4.2.2.1.1. Semantics

Disconnects from the communication channel.

If already disconnected, this is a no-op.

4.2.2.1.2. Declaration

- ([OSIStatus](#)) disconnect

4.2.2.1.3. Parameters

Name	In/Out	Usage
n/a	n/a	n/a

4.2.2.1.4. Return Values

Value	Significance
OSISuccess	Disconnection was successful

4.2.2.1.5. Notes

4.2.2.2. isConnected

4.2.2.2.1. Semantics

Reports as to whether or not a connection to the communication channel exists.

4.2.2.2.2. Declaration

- (bool) isConnected

4.2.2.2.3. Parameters

Name	In/Out	Usage
n/a	n/a	n/a

4.2.2.2.4. Return Values

Value	Significance
YES	A connection exists

Value	Significance
NO	A connection does not exist

4.2.2.2.5. Notes

4.3. QSIComms

4.3.1. Semantics

Implements the [QSIComms interface](#).

Used to locate attached QSI cameras and communicate with them.

4.3.2. APIs

4.3.2.1. findAllCameras

4.3.2.1.1. Semantics

Returns an NSArray of all found QSI cameras.

4.3.2.1.2. Declaration

```
+ (NSArray *) findAllCameras;
```

4.3.2.1.3. Parameters

Name	In/Out	Usage
n/a	n/a	n/a

4.3.2.1.4. Return Values

Value	Significance
NSArray *	An array containing all found QSI cameras. If nil, an error occurred during processing.

4.3.2.1.5. Notes

The returned NSArray may contain no cameras.

4.3.2.2. connect

4.3.2.2.1. Semantics

Establishes the communication channel connection.

4.3.2.2.2. Declaration

```
- (QSIStatus) connect;
```

4.3.2.2.3. Parameters

Name	In/Out	Usage
n/a	n/a	n/a

4.3.2.2.4. Return Values

Value	Significance
QSI_SUCCESS	The method completed successfully.

4.3.2.2.5. Notes

4.3.2.3. extendedReadTimeout

4.3.2.3.1. Semantics

Reports the value for the extended read timeout; the value is in milliseconds.

4.3.2.3.2. Declaration

```
- (uint16_t) extendedReadTimeout;
```

4.3.2.3.3. Parameters

Name	In/Out	Usage
n/a	n/a	n/a

4.3.2.3.4. Return Values

Value	Significance
any	The timeout in milliseconds

4.3.2.3.5. Notes

4.3.2.4. extendedWriteTimeout

4.3.2.4.1. Semantics

Reports the value for the extended write timeout; the value is in milliseconds.

4.3.2.4.2. Declaration

```
- (uint16_t) extendedWriteTimeout;
```

4.3.2.4.3. Parameters

Name	In/Out	Usage
n/a	n/a	n/a

4.3.2.4.4. Return Values

Value	Significance
any	The timeout in milliseconds

4.3.2.4.5. Notes

4.3.2.5. purge

4.3.2.5.1. Semantics

Discards any outstanding data waiting to be either read or written.

4.3.2.5.2. Declaration

- (OSIStatus) purge;

4.3.2.5.3. Parameters

Name	In/Out	Usage
n/a	n/a	n/a

4.3.2.5.4. Return Values

Value	Significance
QSI_Success	The method completed successfully

4.3.2.5.5. Notes

4.3.2.6. readToBuffer:numberOfBytes:

4.3.2.6.1. Semantics

Reads from the communication channel into the specified buffer for the number of bytes specified.

4.3.2.6.2. Declaration

```
- (OSIStatus) readToBuffer : (void *) aBuffer
    numberOfBytes : (uint32_t *) aNumberOfBytes;
```

4.3.2.6.3. Parameters

Name	In/Out	Usage
aBuffer	Out	The buffer to hold the read data
aNumberOfBytes	In/Out	On input, the size of the buffer. On output, the number of bytes read into the buffer.

4.3.2.6.4. Return Values

Value	Significance
QSI_Success	The read completed successfully

4.3.2.6.5. Notes

4.3.2.7. setReadTimeout:andWriteTimeout:

4.3.2.7.1. Semantics

Set the read and write timeouts for the communication channel to the specified values; the values are in milliseconds.

4.3.2.7.2. Declaration

```
- (OSISStatus) setReadTimeout : (uint16_t) aReadTimeout  
    andWriteTimeout : (uint16_t) aWriteTimeout;
```

4.3.2.7.3. Parameters

Name	In/Out	Usage
aReadTimeout	In	The read timeout in milliseconds
aWriteTimeout	In	The write timeout in milliseconds

4.3.2.7.4. Return Values

Value	Significance
QSISSuccess	The method completed successfully

4.3.2.7.5. Notes

4.3.2.8. setToExtendedTimeouts

4.3.2.8.1. Semantics

Set the communication channel to use the extended read and write timeouts.

4.3.2.8.2. Declaration

```
- (OSISStatus) setToExtendedTimeouts;
```

4.3.2.8.3. Parameters

Name	In/Out	Usage
n/a	n/a	n/a

4.3.2.8.4. Return Values

Value	Significance
QSISSuccess	The method completed successfully

4.3.2.8.5. Notes

4.3.2.9. setToStandardTimeouts

4.3.2.9.1. Semantics

Set the communication channel to use the standard read and write timeouts.

4.3.2.9.2. Declaration

```
- (OSIStatus) setToStandardTimeouts;
```

4.3.2.9.3. Parameters

Name	In/Out	Usage
n/a	n/a	n/a

4.3.2.9.4. Return Values

Value	Significance
OSISuccess	The method completed successfully

4.3.2.9.5. Notes

4.3.2.10. standardReadTimeout

4.3.2.10.1. Semantics

Reports the value for the standard read timeout; the value is in milliseconds.

4.3.2.10.2. Declaration

```
- (uint16_t) standardReadTimeout;
```

4.3.2.10.3. Parameters

Name	In/Out	Usage
n/a	n/a	n/a

4.3.2.10.4. Return Values

Value	Significance
any	The timeout in milliseconds

4.3.2.10.5. Notes

4.3.2.11.standardWriteTimeout

4.3.2.11.1.Semantics

Reports the value for the standard write timeout; the value is in milliseconds.

4.3.2.11.2.Declaration

```
- (uint16_t) standardWriteTimeout;
```

4.3.2.11.3.Parameters

Name	In/Out	Usage
n/a	n/a	n/a

4.3.2.11.4.Return Values

Value	Significance
any	The timeout in milliseconds

4.3.2.11.5.Notes

4.3.2.12.writeFromBuffer:numberOfBytes:

4.3.2.12.1.Semantics

Writes to the communication channel from the specified buffer for the number of bytes specified.

4.3.2.12.2.Declaration

```
- (OSISStatus) writeFromBuffer : (void *) aBuffer  
    numberOfBytes : (uint32_t *) aNumberOfBytes;
```

4.3.2.12.3.Parameters

Name	In/Out	Usage
aBuffer	Out	The buffer holding the data to write.
aNumberOfBytes	In/Out	On input, the number of bytes to write from the buffer. On output, the number of bytes written from the buffer.

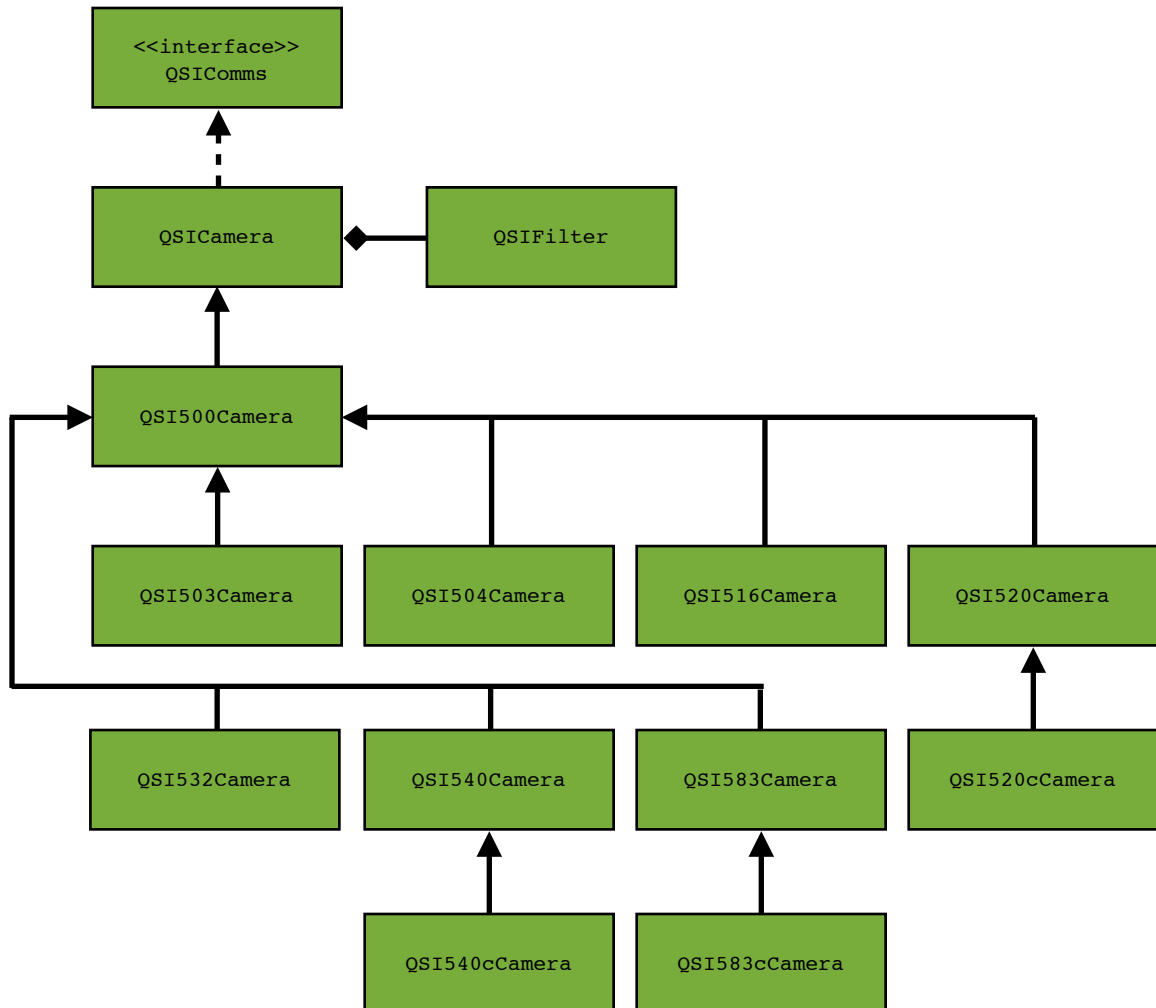
4.3.2.12.4.Return Values

Value	Significance
OSISuccess	The write completed successfully

4.3.2.12.5.Notes

5. Components

5.1. Object Hierarchy



5.2. QSiCamera

5.2.1. Semantics

Implements the [QSiComms interface](#).

Provides access to camera status and control.

5.2.2. APIs

5.2.2.1. abortExposure

5.2.2.1.1. Semantics

If supported, aborts an in-progress exposure.

5.2.2.1.2. Declaration

- ([QSiStatus](#)) abortExposure;

5.2.2.1.3. Parameters

Name	In/Out	Usage
n/a	n/a	n/a

5.2.2.1.4. Return Values

Value	Significance
QSiSuccess	The method completed successfully.
QSiNotConnected	There is no connection to the camera.
QSiNotSupported	The requested functionality is not supported by the camera.

5.2.2.1.5. Notes

5.2.2.2. advancedDetails:

5.2.2.2.1. Semantics

Returns the camera's advanced details.

5.2.2.2.2. Declaration

- ([QSiStatus](#)) advancedDetails :
 ([QSiCameraAdvancedDetails](#) *) anAdvancedDetails

5.2.2.2.3. Parameters

Name	In/Out	Usage
anAdvancedDetails	Out	The camera's advanced details.

5.2.2.2.4. Return Values

Value	Significance
QSIISuccess	The method completed successfully.
QSIISNotConnected	There is no connection to the camera.

5.2.2.2.5. Notes

5.2.2.3. advancedSettings:

5.2.2.3.1. Semantics

Returns the cameras advanced settings.

5.2.2.3.2. Declaration

```
- (QSIIStatus) advancedSettings :  
    (QSIICameraAdvancedSettingsParameters *) anAdvancedSettings;
```

5.2.2.3.3. Parameters

Name	In/Out	Usage
anAdvancedSettings	Out	The camera's advanced settings.

5.2.2.3.4. Return Values

Value	Significance
QSIISuccess	The method completed successfully.
QSIISNotConnected	There is no connection to the camera.

5.2.2.3.5. Notes

5.2.2.4. cameraState:

5.2.2.4.1. Semantics

Returns the camera's current state.

5.2.2.4.2. Declaration

```
- (QSIIStatus) cameraState : (QSIICameraState *) aCameraState;
```

5.2.2.4.3. Parameters

Name	In/Out	Usage
aCameraState	Out	The camera's state.

5.2.2.4.4. Return Values

Value	Significance
QSI_SUCCESS	The method completed successfully.
QSI_NOT_CONNECTED	There is no connection to the camera.

5.2.2.4.5. Notes

5.2.2.5. canAbortExposure:

5.2.2.5.1. Semantics

Returns whether or not the camera supports aborting an in-progress exposure.

5.2.2.5.2. Declaration

```
- (QSIStatus) canAbortExposure : (bool *) aCanAbortExposure;
```

5.2.2.5.3. Parameters

Name	In/Out	Usage
aCanAbortExposure	Out	YES, the camera supports aborting an in-progress exposure. NO, the camera does not support aborting an in-progress exposure.

5.2.2.5.4. Return Values

Value	Significance
QSI_SUCCESS	The method completed successfully.
QSI_NOT_CONNECTED	There is no connection to the camera.

5.2.2.5.5. Notes

5.2.2.6. canGetCoolerPower:

5.2.2.6.1. Semantics

Returns whether or not the camera supports reporting the cooler's power setting.

5.2.2.6.2. Declaration

```
- (QSIStatus) canGetCoolerPower : (bool *) aCanGetCoolerPower;
```

5.2.2.6.3. Parameters

Name	In/Out	Usage
aCanGetCoolerPower	Out	YES, the camera supports reporting the cooler's power setting. NO, the camera does not support reporting the cooler's power setting.

5.2.2.6.4. Return Values

Value	Significance
QSIISuccess	The method completed successfully.
QSIISNotConnected	There is no connection to the camera.

5.2.2.6.5. Notes

5.2.2.7. canPulseGuide:

5.2.2.7.1. Semantics

Returns whether or not the camera supports usage for guiding.

5.2.2.7.2. Declaration

```
- (QSIIStatus *) canPulseGuide : (bool *) aCanPulseGuide;
```

5.2.2.7.3. Parameters

Name	In/Out	Usage
aCanPulseGuide	Out	YES, the camera supports being used to guide. NO, the camera does not support being used to guide.

5.2.2.7.4. Return Values

Value	Significance
QSIISuccess	The method completed successfully.
QSIISNotConnected	There is no connection to the camera.

5.2.2.7.5. Notes

5.2.2.8. canSetTemperature:

5.2.2.8.1. Semantics

Reports whether or not the camera supports setting temperature control.

5.2.2.8.2. Declaration

- ([QSIStatus](#)) canSetTemperature : (bool *) aCanSetTemperature;

5.2.2.8.3. Parameters

Name	In/Out	Usage
aCanSetTemperature	Out	YES, the camera supports setting temperature control. NO, the camera does not support setting temperature control.

5.2.2.8.4. Return Values

Value	Significance
QSISuccess	The method completed successfully.
QSINotConnected	There is no connection to the camera.

5.2.2.8.5. Notes

5.2.2.9. ccdHeight:

5.2.2.9.1. Semantics

Returns the CCD height (i.e., number of rows) in pixels.

5.2.2.9.2. Declaration

- ([QSIStatus](#)) ccdHeight : (uint16_t) aHeight;

5.2.2.9.3. Parameters

Name	In/Out	Usage
aHeight	Out	The CCD's number of rows.

5.2.2.9.4. Return Values

Value	Significance
QSISuccess	The method completed successfully.
QSINotConnected	There is no connection to the camera.

5.2.2.9.5. Notes

5.2.2.10.ccdTargetTemperature:

5.2.2.10.1.Semantics

Returns the temperature (°C) the CCD has been targeted to attain.

5.2.2.10.2.Declaration

- ([QSIStatus](#)) ccdTargetTemperature : (double *) aTargetTemperature;

5.2.2.10.3.Parameters

Name	In/Out	Usage
aTargetTemperature	Out	The CCD's target temperature (°C).

5.2.2.10.4.Return Values

Value	Significance
QSIStatusSuccess	The method completed successfully.
QSIStatusNotConnected	There is no connection to the camera.

5.2.2.10.5.Notes

5.2.2.11.ccdTemperature:

5.2.2.11.1.Semantics

Returns the current temperature (°C) of the CCD.

5.2.2.11.2.Declaration

- ([QSIStatus](#)) ccdTemperature : (double *) aCCDTemperature;

5.2.2.11.3.Parameters

Name	In/Out	Usage
aCCDTemperature	Out	The CCD's current temperature (°C).

5.2.2.11.4.Return Values

Value	Significance
QSIStatusSuccess	The method completed successfully.
QSIStatusNotConnected	There is no connection to the camera.

5.2.2.11.5.Notes

5.2.2.12.ccdWidth:

5.2.2.12.1.Semantics

Returns the CCD's width (i.e., number of columns) in pixels.

5.2.2.12.2.Declaration

```
- (OSISStatus) ccdWidth : (uint16_t) aWidth;
```

5.2.2.12.3.Parameters

Name	In/Out	Usage
aWidth	Out	The CCD's number of columns.

5.2.2.12.4.Return Values

Value	Significance
QSI_SUCCESS	The method completed successfully.
QSI_NOT_CONNECTED	There is no connection to the camera.

5.2.2.12.5.Notes

5.2.2.13.colorCamera

5.2.2.13.1.Semantics

Returns whether the camera is a one-shot color or monochrome camera.

5.2.2.13.2.Declaration

```
- (bool) colorCamera;
```

5.2.2.13.3.Parameters

Name	In/Out	Usage
n/a	n/a	n/a

5.2.2.13.4.Return Values

Value	Significance
YES	The camera is a one-shot color camera.
NO	The camera is a monochrome camera.

5.2.2.13.5.Notes

5.2.2.14.columnBinning:

5.2.2.14.1.Semantics

Returns the current column binning setting.

5.2.2.14.2.Declaration

```
- (OSISStatus) columnBinning : (uint16_t *) aBinning;
```

5.2.2.14.3.Parameters

Name	In/Out	Usage
aBinning	Out	The current column binning factor.

5.2.2.14.4.Return Values

Value	Significance
QSI_Success	The method completed successfully.

5.2.2.14.5.Notes

5.2.2.15.combinedDetails:

5.2.2.15.1.Semantics

Returns the combined details of the camera. This provides “one-stop” querying for the camera’s particulars.

5.2.2.15.2.Declaration

```
- (OSISStatus) combinedDetails :  
    (OSICameraCombinedDetails *) aCombinedDetails
```

5.2.2.15.3.Parameters

Name	In/Out	Usage
aCombinedDetails	Out	The camera’s details.

5.2.2.15.4.Return Values

Value	Significance
QSI_Success	The method completed successfully.
QSI_NotConnected	There is no connection to the camera.

5.2.2.15.5.Notes

5.2.2.16.connect

5.2.2.16.1.Semantics

Establishes a connection to the camera.

This method invokes the [connect:](#) method with a NULL as the camera preferences pointer.

5.2.2.16.2.Declaration

- ([OSIStatus](#)) connect

5.2.2.16.3.Parameters

Name	In/Out	Usage
n/a	n/a	n/a

5.2.2.16.4.Return Values

Value	Significance
OSISuccess	The method completed successfully.

5.2.2.16.5.Notes

5.2.2.17.connect:

5.2.2.17.1.Semantics

Establishes a connection to the camera.

If a non-NULL preferences pointer is supplied, the settings in the preferences structure are used to set up the camera.

If a NULL preferences pointer is supplied, the camera's settings will be the defaults which were set when the camera object was instantiated.

5.2.2.17.2.Declaration

- ([OSIStatus](#)) connect : ([OSICameraPreferences](#) *) aPreferences;

5.2.2.17.3.Parameters

Name	In/Out	Usage
aPreferences	In	The preferences to use to set up the camera. May be NULL.

5.2.2.17.4.Return Values

Value	Significance
QSIStatus	The method completed successfully.

5.2.2.17.5.Notes

5.2.2.18.coolerPower:

5.2.2.18.1.Semantics

Reports the current state of the cooler's power consumption as a percentage (0 - 100).

5.2.2.18.2.Declaration

- ([QSIStatus](#)) coolerPower : (double *) aCoolerPower;

5.2.2.18.3.Parameters

Name	In/Out	Usage
aCoolerPower	Out	The cooler's power consumption as a percentage.

5.2.2.18.4.Return Values

Value	Significance
QSIStatus	The method completed successfully.
QSIStatusNotConnected	There is no connection to the camera.
QSIStatusNotSupported	The requested functionality is not supported by the camera.

5.2.2.18.5.Notes

5.2.2.19.electronsPerADU:

5.2.2.19.1.Semantics

Reports the CCD's electrons per ADU value.

5.2.2.19.2.Declaration

- ([QSIStatus](#)) electronsPerADU : (double *) anElectronsPerADU;

5.2.2.19.3.Parameters

Name	In/Out	Usage
anElectronsPerADU	Out	The CCD's electrons per ADU value.

5.2.2.19.4.Return Values

Value	Significance
QSI_SUCCESS	The method completed successfully.
QSI_NotConnected	There is no connection to the camera.

5.2.2.19.5.Notes

5.2.2.20.exposeForDuration:withShutterOpen:

5.2.2.20.1.Semantics

Utilizing the camera's current exposure settings, initiates an exposure of the specified duration with the shutter either open or closed.

5.2.2.20.2.Declaration

```
- (QSIStatus) exposeForDuration : (uint32_t) aDuration  
    withShutterOpen : (bool) aShutterOpen;
```

5.2.2.20.3.Parameters

Name	In/Out	Usage
aDuration	In	The length of the exposure in milliseconds.
aShutterOpen	In	YES, the exposure is made with the shutter open. NO, the exposure is made with the shutter closed.

5.2.2.20.4.Return Values

Value	Significance
QSI_SUCCESS	The method completed successfully.
QSI_NotConnected	There is no connection to the camera.
QSI_InvalidParameter	One or more of the exposure parameters is out of range.

5.2.2.20.5.Notes

The camera's exposure settings are not validated until a request to initiate the exposure is made. The requirements for valid exposure settings are:

- The exposure's physical pixel width, taking into account the exposure's starting column and column binning setting, must not "run off the end" of the CCD; i.e., the following condition must be satisfied:

$$((\text{startingColumn} + \text{width}) * \text{columnBinning}) \leq \text{number of CCD columns}$$

- The exposure's physical pixel height, taking into account the exposure's starting row and row binning setting, must not "run off the top" of the CCD; i.e., the following condition must be satisfied:

$$((\text{startingRow} + \text{height}) * \text{rowBinning}) \leq \text{number of CCD rows}$$
- Neither the column nor the row binning settings can exceed their respective maximums
- The column and row binning settings must be the same unless the camera supports asymmetric binning
- The exposure duration must either be zero (0) or between the minimum and maximum, inclusive, exposure values the camera supports

5.2.2.21.exposeUsingRequest:

5.2.2.21.1.Semantics

Utilizing the specified exposure request, sets the camera's exposure settings and initiates the exposure.

For those parameters in the exposure request controlling operations that the camera does not support (e.g., the anti-blooming setting), the `QSIUnsupported` failures of attempting to set them are ignored.

5.2.2.21.2.Declaration

```
- (QSIStatus) exposeUsingRequest :  
    (QSIExposureRequest *) anExposureRequest;
```

5.2.2.21.3.Parameters

Name	In/Out	Usage
n/a	n/a	n/a

5.2.2.21.4.Return Values

Value	Significance
<code>QSIStatusSuccess</code>	The method completed successfully.
<code>QSIStatusNotConnected</code>	There is no connection to the camera.
<code>QSIInvalidParameter</code>	One or more of the exposure parameters is out of range.

5.2.2.21.5.Notes

As `exposeUsingRequest:` is built atop `exposeForDuration:withShutterOpen:`, the exposure settings are validated by `exposeForDuration:withShutterOpen:`. Consequently, if a `QSIInvalidParameter` error is returned from `exposeUsingRequest:`, the camera's exposure settings will have been changed from what they were before the invocation of `exposeUsingRequest:`.

5.2.2.22.exposureHeight:

5.2.2.22.1.Semantics

Returns the exposure height (i.e., number of rows) setting.

The value is in logical pixels; i.e., units of the row binning setting.

5.2.2.22.2.Declaration

```
- (QSIStatus) exposureHeight : (uint16_t *) aHeight;
```

5.2.2.22.3.Parameters

Name	In/Out	Usage
aHeight	Out	The exposure height setting.

5.2.2.22.4.Return Values

Value	Significance
QSIStatusSuccess	The method completed successfully.

5.2.2.22.5.Notes

5.2.2.23.exposureLastDuration:

5.2.2.23.1.Semantics

Returns the duration of the last initiated exposure.

The value is in milliseconds.

5.2.2.23.2.Declaration

```
- (QSIStatus) exposureLastDuration : (uint32_t *) aDuration;
```

5.2.2.23.3.Parameters

Name	In/Out	Usage
aDuration	Out	The duration of the last initiated exposure.

5.2.2.23.4.Return Values

Value	Significance
QSIStatusSuccess	The method completed successfully.
QSIStatusNotConnected	There is no connection to the camera.
QSIStatusNoExposure	No exposure has yet been taken.

5.2.2.23.5.Notes

5.2.2.24.exposureSettings:

5.2.2.24.1.Semantics

Returns the entirety of the camera's current exposure settings.

5.2.2.24.2.Declaration

```
- (OSIStatus) exposureSettings :  
    (OSICameraExposureParameters *) anExposureSettings;
```

5.2.2.24.3.Parameters

Name	In/Out	Usage
anExposureSettings	Out	The camera's current exposure settings.

5.2.2.24.4.Return Values

Value	Significance
OSISuccess	The method completed successfully.

5.2.2.24.5.Notes

5.2.2.25.exposureStartingColumn:

5.2.2.25.1.Semantics

Returns the starting column of the exposure in physical pixels.

5.2.2.25.2.Declaration

```
- (OSIStatus) exposureStartingColumn : (uint16_t *) aColumn;
```

5.2.2.25.3.Parameters

Name	In/Out	Usage
aColumn	Out	The exposure's starting column in physical pixels.

5.2.2.25.4.Return Values

Value	Significance
OSISuccess	The method completed successfully.

5.2.2.25.5.Notes

5.2.2.26.exposureStartingRow:

5.2.2.26.1.Semantics

Returns the starting row of the exposure in physical pixels.

5.2.2.26.2.Declaration

```
- (OSISStatus) exposureStartingRow : (uint16_t *) aRow;
```

5.2.2.26.3.Parameters

Name	In/Out	Usage
aRow	Out	The exposure's starting row in physical pixels.

5.2.2.26.4.Return Values

Value	Significance
OSISuccess	The method completed successfully.

5.2.2.26.5.Notes

5.2.2.27.exposureWidth:

5.2.2.27.1.Semantics

Returns the exposure width (i.e., number of columns) setting.

The value is in logical pixels; i.e., units of the column binning setting.

5.2.2.27.2.Declaration

```
- (OSISStatus) exposureWidth : (uint16_t *) aWidth;
```

5.2.2.27.3.Parameters

Name	In/Out	Usage
aWidth	Out	The exposure width setting.

5.2.2.27.4.Return Values

Value	Significance
OSISuccess	The method completed successfully.

5.2.2.27.5.Notes

5.2.2.28.fanMode:

5.2.2.28.1.Semantics

Reports the current mode of the camera's fans.

5.2.2.28.2.Declaration

- ([OSIStatus](#)) fanMode : ([OSICameraFanMode](#) *) aFanMode;

5.2.2.28.3.Parameters

Name	In/Out	Usage
aFanMode	Out	The current mode of the camera's fans.

5.2.2.28.4.Return Values

Value	Significance
QSIStatusSuccess	The method completed successfully.
QSIStatusNotConnected	There is no connection to the camera.

5.2.2.28.5.Notes

5.2.2.29.filterCount:

5.2.2.29.1.Semantics

Returns the number of filter positions the camera has.

5.2.2.29.2.Declaration

- ([OSIStatus](#)) filterCount : (uint8_t *) aFilterCount;

5.2.2.29.3.Parameters

Name	In/Out	Usage
aFilterCount	Out	The number of filter positions.

5.2.2.29.4.Return Values

Value	Significance
QSIStatusSuccess	The method completed successfully.
QSIStatusNotConnected	There is no connection to the camera.

5.2.2.29.5.Notes

5.2.2.30.filterPosition:

5.2.2.30.1.Semantics

Returns which filter position is currently in place before the CCD.

The position is 1-relative.

5.2.2.30.2.Declaration

- ([OSIStatus](#)) filterPosition : (uint8_t *) aFilterPosition;

5.2.2.30.3.Parameters

Name	In/Out	Usage
aFilterPosition	Out	The filter position currently in place before the CCD.

5.2.2.30.4.Return Values

Value	Significance
QSI_SUCCESS	The method completed successfully.
QSI_NOT_CONNECTED	There is no connection to the camera.
QSI_NO_FILTER	The camera has no filters.

5.2.2.30.5.Notes

5.2.2.31.filterWheelConnected:

5.2.2.31.1.Semantics

Returns if there is a filter wheel connected.

To be connected, a connection to the camera must have been established and the camera must have a filter wheel.

5.2.2.31.2.Declaration

- ([OSIStatus](#)) filterWheelConnected : (bool *) aFilterWheelConnected;

5.2.2.31.3.Parameters

Name	In/Out	Usage
aFilterWheel Connected	Out	YES, a connection exists to the camera and the camera has a filter wheel. NO, one (or both) of the following: <ul style="list-style-type: none">• there is no connection to the camera• the camera has no filter wheel

5.2.2.31.4.Return Values

Value	Significance
QSI_SUCCESS	The method completed successfully.

5.2.2.31.5.Notes

5.2.2.32.focusOffset:forFilter:

5.2.2.32.1.Semantics

Reports the focus offset adjustment for the filter at the specified position.

The position is 1-relative.

5.2.2.32.2.Declaration

```
- (QSIStatus) focusOffset : (int32_t *) aFocusOffset  
    forFilter : (uint8_t) aFilterPosition;
```

5.2.2.32.3.Parameters

Name	In/Out	Usage
aFocusOffset	Out	The filter's focus offset adjustment.
aFilterPosition	In	The position of the filter in question.

5.2.2.32.4.Return Values

Value	Significance
QSI_SUCCESS	The method completed successfully.
QSI_NOT_CONNECTED	There is no connection to the camera.
QSI_NO_FILTER	The camera has no filters.
QSI_INVALID_PARAMETER	The specified filter position is out of range.

5.2.2.32.5.Notes

5.2.2.33.fullWellCapacity:

5.2.2.33.1.Semantics

Reports the full well capacity of the camera's CCD.

5.2.2.33.2.Declaration

```
- (QSIStatus) fullWellCapacity : (double *) aFullWellCapacity;
```

5.2.2.33.3.Parameters

Name	In/Out	Usage
aFullWellCapacity	Out	The CCD's full well capacity.

5.2.2.33.4.Return Values

Value	Significance
QSI_SUCCESS	The method completed successfully.
QSI_NotConnected	There is no connection to the camera.

5.2.2.33.5.Notes

5.2.2.34.getName:forFilter:

5.2.2.34.1.Semantics

Reports the name assigned to the filter at the specified position.

The position is 1-relative.

5.2.2.34.2.Declaration

```
- (OSIStatus) getName : (NSString * *) aName  
                  forFilter : (uint8_t) aFilterPosition;
```

5.2.2.34.3.Parameters

Name	In/Out	Usage
aName	Out	The filter's assigned name.
aFilterPosition	In	The position of the filter in question.

5.2.2.34.4.Return Values

Value	Significance
QSI_SUCCESS	The method completed successfully.
QSI_NotConnected	There is no connection to the camera.
QSI_NoFilter	The camera has no filters.
QSI_InvalidParameter	The specified filter position is out of range.

5.2.2.34.5.Notes

5.2.2.35.hasFilterWheel:

5.2.2.35.1.Semantics

Returns whether or not the camera has a filter wheel.

5.2.2.35.2.Declaration

- ([OSIStatus](#)) hasFilterWheel : (bool *) aHasFilterWheel;

5.2.2.35.3.Parameters

Name	In/Out	Usage
aHasFilterWheel	Out	YES, the camera has a filter wheel. NO, the camera does not have a filter wheel.

5.2.2.35.4.Return Values

Value	Significance
QSI_SUCCESS	The method completed successfully.
QSI_NOT_CONNECTED	There is no connection to the camera.

5.2.2.35.5.Notes

5.2.2.36.hasShutter:

5.2.2.36.1.Semantics

Returns whether or not the camera has a shutter.

5.2.2.36.2.Declaration

- ([OSIStatus](#)) hasShutter : (bool *) aHasShutter;

5.2.2.36.3.Parameters

Name	In/Out	Usage
aHasShutter	Out	YES, the camera has a shutter. NO, the camera does not have a shutter.

5.2.2.36.4.Return Values

Value	Significance
QSI_SUCCESS	The method completed successfully.
QSI_NOT_CONNECTED	There is no connection to the camera.

5.2.2.36.5.Notes

5.2.2.37.heatsinkTemperature:

5.2.2.37.1.Semantics

Returns the temperature (°C) of the camera's heatsink.

5.2.2.37.2.Declaration

- ([QSISStatus](#)) heatsinkTemperature : (double *) aHeatsinkTemperature;

5.2.2.37.3.Parameters

Name	In/Out	Usage
aHeatsinkTemperature	Out	The camera's heatsink's temperature (°C).

5.2.2.37.4.Return Values

Value	Significance
QSIStatusSuccess	The method completed successfully.
QSIStatusNotConnected	There is no connection to the camera.

5.2.2.37.5.Notes

5.2.2.38.imageArray:

5.2.2.38.1.Semantics

Returns the image data taken by the last exposure.

If auto-zeroing is enabled, the returned image data has been auto-zeroed; the data as read from the CCD is not modified.

5.2.2.38.2.Declaration

- ([QSISStatus](#)) imageArray : (NSMutableData *) anImageArray;

5.2.2.38.3.Parameters

Name	In/Out	Usage
anImageArray	Out	The image.

5.2.2.38.4.Return Values

Value	Significance
QSIStatusSuccess	The method completed successfully.
QSIStatusNotConnected	There is no connection to the camera.

Value	Significance
QSI_NoImage	There is no image available. Failing some other error, if an exposure has been started this is a temporary situation.

5.2.2.38.5. Notes

The provided NSMutableData destination for the image data is presumed to be large enough to hold the image. See [imageArrayWidth:height:andElementSize:](#).

5.2.2.39. imageArrayWidth:height:andElementSize:

5.2.2.39.1. Semantics

Returns the particulars (width, height and bytes/pixel) of the last exposed image.

Use these values to determine the necessary size (width * height * bytes/pixel) of the NSMutableData object passed to [imageArray:](#).

5.2.2.39.2. Declaration

```
- (QSIStatus) imageArrayWidth : (uint16_t *) aWidth
                    height : (uint16_t *) aHeight
                    andElementSize : (uint16_t *) anElementSize;
```

5.2.2.39.3. Parameters

Name	In/Out	Usage
aWidth	Out	The image width in pixels.
aHeight	Out	The image height in pixels.
anElementSize	Out	The per pixel data size.

5.2.2.39.4. Return Values

Value	Significance
QSI_Success	The method completed successfully.
QSI_NotConnected	There is no connection to the camera.
QSI_NoImage	There is no image available. Failing some other error, if an exposure has been started this is a temporary situation.

5.2.2.39.5. Notes

5.2.2.40. **imageIsReady:**

5.2.2.40.1. **Semantics**

Returns if an image is ready to be transferred from the camera.

If the output value is YES, the data will have already been read from the CCD into a holding area of the camera object.

5.2.2.40.2. **Declaration**

- ([QSIStatus](#)) imageIsReady : (bool *) anImageIsReady;

5.2.2.40.3. **Parameters**

Name	In/Out	Usage
anImageIsReady	Out	YES, an image exists ready for transfer from the camera. NO, there is no image ready to be transferred from the camera.

5.2.2.40.4. **Return Values**

Value	Significance
QSIStatus	The method completed successfully.
QSIStatusNotConnected	There is no connection to the camera.

5.2.2.40.5. **Notes**

Assuming an exposure has been successfully initiated, the most basic code for waiting for the image to be ready and transferring it from the camera would be:

```
QSIStatus    status;
bool         imageReady;

do
{
    status = [camera imageIsReady:&imageReady];
} while ((status == QSIStatus) && (! imageReady));

uint16_t     imageWidth;
uint16_t     imageHeight;
uint16_t     elementSize;

if ((status == QSIStatus) && (imageReady))
{
    status = [camera imageArrayWidth:&imageWidth
                height:&imageHeight
                andElementSize:&elementSize];
}

NSMutableData *imageData;
```

```

if (status == QSIISuccess)
{
    imageData = [[[NSMutableData alloc]
                    initWithLength:(imageWidth * imageHeight *
                                   elementSize)] autorelease];

    if (imageData == nil)
    {
        status = QSIAallocationFailed;
    }
}

if (status == QSIISuccess)
{
    status = [camera imageArray:imageData];
}

```

5.2.2.41.isCoolerOn:

5.2.2.41.1.Semantics

Returns whether or not the camera's cooler is operating.

5.2.2.41.2.Declaration

- ([QSIIStatus](#)) isCoolerOn : (bool *) aIsCoolerOn;

5.2.2.41.3.Parameters

Name	In/Out	Usage
alsCoolerOn	Out	YES, the cooler is operating. NO, the cooler is not operating.

5.2.2.41.4.Return Values

Value	Significance
QSIISuccess	The method completed successfully.
QSIISNotConnected	There is no connection to the camera.

5.2.2.41.5.Notes

5.2.2.42.isLEDEnabled:

5.2.2.42.1.Semantics

Returns whether or not the camera's LED status indicator is enabled.

5.2.2.42.2.Declaration

- ([QSIIStatus](#)) isLEDEnabled : (bool *) anLEDEnabled;

5.2.2.42.3.Parameters

Name	In/Out	Usage
anLEDEnabled	Out	YES, the LED status indicator is enabled. NO, the LED status indicator is not enabled.

5.2.2.42.4.Return Values

Value	Significance
QSIStatus	The method completed successfully.
QSIStatusNotConnected	There is no connection to the camera.

5.2.2.42.5.Notes

5.2.2.43.isMainCamera:

5.2.2.43.1.Semantics

Returns whether the camera is operating as the main camera or as a guider.

5.2.2.43.2.Declaration

```
- (QSIStatus) isMainCamera : (bool *) aMainCamera;
```

5.2.2.43.3.Parameters

Name	In/Out	Usage
aMainCamera	Out	YES, the camera is operating as the main camera. NO, the camera is operating as a guider.

5.2.2.43.4.Return Values

Value	Significance
QSIStatus	The method completed successfully.

5.2.2.43.5.Notes

5.2.2.44.isPulseGuiding:

5.2.2.44.1.Semantics

Returns whether or not the camera is actively performing a guide operation.

5.2.2.44.2.Declaration

```
- (QSIStatus) isPulseGuiding : (bool *) anIsPulseGuiding;
```

5.2.2.44.3.Parameters

Name	In/Out	Usage
anIsPulseGuiding	Out	YES, the camera is actively performing a guide operation. NO, the camera is not actively performing a guide operation.

5.2.2.44.4.Return Values

Value	Significance
QSI_SUCCESS	The method completed successfully.
QSI_NOT_CONNECTED	There is no connection to the camera.

5.2.2.44.5.Notes

5.2.2.45.isSoundEnabled:

5.2.2.45.1.Semantics

Returns whether or not the camera's sound status indicator is enabled.

5.2.2.45.2.Declaration

```
- (QSIStatus) isSoundEnabled : (bool *) aSoundEnabled;
```

5.2.2.45.3.Parameters

Name	In/Out	Usage
aSoundEnabled	Out	YES, the sound status indicator is enabled. NO, the sound status indicator is not enabled.

5.2.2.45.4.Return Values

Value	Significance
QSI_SUCCESS	The method completed successfully.
QSI_NOT_CONNECTED	There is no connection to the camera.

5.2.2.45.5.Notes

5.2.2.46.maxADU:

5.2.2.46.1.Semantics

Returns the CCD's maximum ADU value.

5.2.2.46.2.Declaration

- ([QSIStatus](#)) maxADU : (uint32_t *) aMaxADU;

5.2.2.46.3.Parameters

Name	In/Out	Usage
aMaxADU	Out	The CCD's maximum ADU value.

5.2.2.46.4.Return Values

Value	Significance
QSIStatusSuccess	The method completed successfully.
QSIStatusNotConnected	There is no connection to the camera.

5.2.2.46.5.Notes

5.2.2.47.maxColumnBinning:

5.2.2.47.1.Semantics

Returns the camera's maximum supported column binning.

5.2.2.47.2.Declaration

- ([QSIStatus](#)) maxColumnBinning : (uint16_t *) aBinning;

5.2.2.47.3.Parameters

Name	In/Out	Usage
aBinning	Out	The maximum supported column binning.

5.2.2.47.4.Return Values

Value	Significance
QSIStatusSuccess	The method completed successfully.
QSIStatusNotConnected	There is no connection to the camera.

5.2.2.47.5.Notes

5.2.2.48.maxPixelsPerBlock:

5.2.2.48.1.Semantics

Returns the maximum number of pixels the camera will read in a single operation from the CCD.

5.2.2.48.2.Declaration

- ([OSIStatus](#)) maxPixelsPerBlock : (int32_t *) aMaxPixelsPerBlock;

5.2.2.48.3.Parameters

Name	In/Out	Usage
aMaxPixelsPerBlock	Out	The maximum number of pixels the camera will read from the CCD in a single operation.

5.2.2.48.4.Return Values

Value	Significance
QSIStatusSuccess	The method completed successfully.

5.2.2.48.5.Notes

5.2.2.49.maxRowBinning:

5.2.2.49.1.Semantics

Returns the camera's maximum supported row binning.

5.2.2.49.2.Declaration

- ([OSIStatus](#)) maxRowBinning : (uint16_t *) aBinning;

5.2.2.49.3.Parameters

Name	In/Out	Usage
aBinning	Out	The maximum supported row binning.

5.2.2.49.4.Return Values

Value	Significance
QSIStatusSuccess	The method completed successfully.
QSIStatusNotConnected	There is no connection to the camera.

5.2.2.49.5.Notes

5.2.2.50.modelName:

5.2.2.50.1.Semantics

Returns the camera's model name.

5.2.2.50.2.Declaration

- ([OSIStatus](#)) modelName : (NSString * *) aModelName;

5.2.2.50.3.Parameters

Name	In/Out	Usage
aModelName	Out	The model name of the camera.

5.2.2.50.4.Return Values

Value	Significance
QISuccess	The method completed successfully.
QISNotConnected	There is no connection to the camera.

5.2.2.50.5.Notes

5.2.2.51.modelNumber:

5.2.2.51.1.Semantics

Returns the camera's model number.

5.2.2.51.2.Declaration

```
- (QISStatus) modelNumber : (NSString * *) aModelNumber;
```

5.2.2.51.3.Parameters

Name	In/Out	Usage
aModelNumber	Out	The model number of the camera.

5.2.2.51.4.Return Values

Value	Significance
QISuccess	The method completed successfully.
QISNotConnected	There is no connection to the camera.

5.2.2.51.5.Notes

5.2.2.52.pixelHeight:

5.2.2.52.1.Semantics

The vertical size of the physical pixels of the CCD in microns (μm).

5.2.2.52.2.Declaration

```
- (QISStatus) pixelHeight : (double *) aHeight;
```

5.2.2.52.3.Parameters

Name	In/Out	Usage
aHeight	Out	The CCD's physical pixel vertical size.

5.2.2.52.4.Return Values

Value	Significance
QSISuccess	The method completed successfully.
QSINotConnected	There is no connection to the camera.

5.2.2.52.5.Notes

5.2.2.53.pixelWidth:

5.2.2.53.1.Semantics

The horizontal size of the physical pixels of the CCD in microns (μm).

5.2.2.53.2.Declaration

```
- (QSIStatus) pixelWidth : (double *) aWidth;
```

5.2.2.53.3.Parameters

Name	In/Out	Usage
aWidth	Out	The CCD's physical pixel horizontal size.

5.2.2.53.4.Return Values

Value	Significance
QSISuccess	The method completed successfully.
QSINotConnected	There is no connection to the camera.

5.2.2.53.5.Notes

5.2.2.54.powerOfTwoBinning:

5.2.2.54.1.Semantics

Returns whether the camera bins in powers of two or in units of one.

5.2.2.54.2.Declaration

```
- (QSIStatus) powerOfTwoBinning : (bool *) aPowerOfTwoBinning;
```

5.2.2.54.3.Parameters

Name	In/Out	Usage
aPowerOfTwoBinning	Out	YES, the camera bins in powers of two. NO, the camera bins in units of one.

5.2.2.54.4.Return Values

Value	Significance
QSI_SUCCESS	The method completed successfully.
QSI_NOT_CONNECTED	There is no connection to the camera.

5.2.2.54.5.Notes

5.2.2.55.pulseGuide:withDuration:

5.2.2.55.1.Semantics

Instructs the camera to perform a guiding operation in the specified direction with the specified duration (in milliseconds) or to abort any in-progress guiding operation.

If the camera has an in-progress guiding operation when this method is invoked, the in-progress operation is aborted and the new guiding operation begun.

5.2.2.55.2.Declaration

```
- (OSIStatus) pulseGuide : (OSICameraGuiding) aGuideDirection  
    withDuration : (uint16_t) aDuration;
```

5.2.2.55.3.Parameters

Name	In/Out	Usage
aGuideDirection	In	The direction in which to guide or an abort request.
aDuration	In	The duration of the guiding operation in milliseconds. This value is ignored if an abort has been requested.

5.2.2.55.4.Return Values

Value	Significance
QSI_SUCCESS	The method completed successfully.
QSI_NOT_CONNECTED	There is no connection to the camera.
QSI_NOT_SUPPORTED	The requested functionality is not supported by the camera.

5.2.2.55.5.Notes

5.2.2.56.rowBinning:

5.2.2.56.1.Semantics

Returns the current row binning value.

5.2.2.56.2.Declaration

```
- (OSISStatus) rowBinning : (uint16_t *) aBinning;
```

5.2.2.56.3.Parameters

Name	In/Out	Usage
aBinning	Out	The current row binning value.

5.2.2.56.4.Return Values

Value	Significance
QSIISuccess	The method completed successfully.

5.2.2.56.5.Notes

5.2.2.57.serialNumber:

5.2.2.57.1.Semantics

Returns the camera's serial number.

5.2.2.57.2.Declaration

```
- (OSISStatus) serialNumber : (NSString * *) aSerialNumber;
```

5.2.2.57.3.Parameters

Name	In/Out	Usage
aSerialNumber	Out	The serial number of the camera.

5.2.2.57.4.Return Values

Value	Significance
QSIISuccess	The method completed successfully.
QSIISNotConnected	There is no connection to the camera.

5.2.2.57.5.Notes

5.2.2.58.setAntiBlooming:

5.2.2.58.1.Semantics

Set's the anti-blooming state of the camera.

5.2.2.58.2.Declaration

```
- (QSIStatus) setAntiBlooming : (QSIcameraAntiBloom) anAntiBlooming;
```

5.2.2.58.3.Parameters

Name	In/Out	Usage
anAntiBlooming	In	The desired anti-blooming state.

5.2.2.58.4.Return Values

Value	Significance
QSIStatusSuccess	The method completed successfully.
QSIStatusNotConnected	There is no connection to the camera.
QSIStatusNotSupported	The requested functionality is not supported by the camera.

5.2.2.58.5.Notes

5.2.2.59.setAutoZeroControl:

5.2.2.59.1.Semantics

Set's the auto-zero control parameters.

5.2.2.59.2.Declaration

```
- (QSIStatus) setAutoZeroControl :  
    (QSIcameraAutoZeroControl) anAutoZeroControl;
```

5.2.2.59.3.Parameters

Name	In/Out	Usage
anAutoZeroControl	In	The auto-zero control parameters.

5.2.2.59.4.Return Values

Value	Significance
QSIStatusSuccess	The method completed successfully.

5.2.2.59.5.Notes

5.2.2.60.setCCDTargetTemperature:

5.2.2.60.1.Semantics

Set's the CCD temperature (°C) that the cooler should attempt to achieve.

5.2.2.60.2.Declaration

- ([QSIStatus](#)) setCCDTargetTemperature : (double) aTargetTemperature;

5.2.2.60.3.Parameters

Name	In/Out	Usage
aTargetTemperature	In	The desired CCD temperature (°C).

5.2.2.60.4.Return Values

Value	Significance
QSISuccess	The method completed successfully.
QSINotConnected	There is no connection to the camera.
QSINotSupported	The requested functionality is not supported by the camera.
QSIInvalidParameter	The specified temperature is out of the supported range.

5.2.2.60.5.Notes

The range checking of this method limits the target temperature to between -100 °C and +100 °C (both exclusive); not that either of these numbers are achievable.

5.2.2.61.setColumnBinning:

5.2.2.61.1.Semantics

Sets the camera's column binning value.

5.2.2.61.2.Declaration

- ([QSIStatus](#)) setColumnBinning : (uint16_t) aBinning;

5.2.2.61.3.Parameters

Name	In/Out	Usage
aBinning	In	The column binning value to use.

5.2.2.61.4.Return Values

Value	Significance
QSISuccess	The method completed successfully.

Value	Significance
QSIInvalidParameter	The specified binning value is out of the supported range.

5.2.2.61.5. Notes

5.2.2.62.setCoolerOn:

5.2.2.62.1. Semantics

Turns the camera's cooler on and off.

5.2.2.62.2. Declaration

- ([QSIStatus](#)) setCoolerOn : (bool) aCoolerOn;

5.2.2.62.3. Parameters

Name	In/Out	Usage
aCoolerOn	In	YES, turns the cooler on. NO, turns the cooler off.

5.2.2.62.4. Return Values

Value	Significance
QSIStatusSuccess	The method completed successfully.
QSIStatusNotConnected	There is no connection to the camera.

5.2.2.62.5. Notes

5.2.2.63.setExposureHeight:

5.2.2.63.1. Semantics

Set's the exposure height in logical pixels (i.e., in units of the row binning setting)

5.2.2.63.2. Declaration

- ([QSIStatus](#)) setExposureHeight : (uint16_t) aHeight;

5.2.2.63.3. Parameters

Name	In/Out	Usage
aHeight	In	The exposure height.

5.2.2.63.4.Return Values

Value	Significance
QSIStatus	The method completed successfully.

5.2.2.63.5.Notes

5.2.2.64.setExposureStartingColumn:

5.2.2.64.1.Semantics

Sets the exposure beginning column in physical pixels.

5.2.2.64.2.Declaration

```
- (QSIStatus) setExposureStartingColumn : (uint16_t) aColumn;
```

5.2.2.64.3.Parameters

Name	In/Out	Usage
aColumn	In	The exposure beginning column.

5.2.2.64.4.Return Values

Value	Significance
QSIStatus	The method completed successfully.

5.2.2.64.5.Notes

5.2.2.65.setExposureStartingRow:

5.2.2.65.1.Semantics

Sets the exposure beginning row in physical pixels.

5.2.2.65.2.Declaration

```
- (QSIStatus) setExposureStartingRow : (uint16_t) aRow;
```

5.2.2.65.3.Parameters

Name	In/Out	Usage
aRow	In	The exposure beginning row.

5.2.2.65.4.Return Values

Value	Significance
QSIStatus	The method completed successfully.

5.2.2.65.5.Notes

5.2.2.66.setExposureWidth:

5.2.2.66.1.Semantics

Set's the exposure width in logical pixels (i.e., in units of the column binning setting)

5.2.2.66.2.Declaration

- ([OSIStatus](#)) setExposureWidth : (uint16_t) aWidth

5.2.2.66.3.Parameters

Name	In/Out	Usage
aWidth	In	The exposure width.

5.2.2.66.4.Return Values

Value	Significance
QSI_SUCCESS	The method completed successfully.

5.2.2.66.5.Notes

5.2.2.67.setFanMode:

5.2.2.67.1.Semantics

Sets the mode of the camera's fans.

5.2.2.67.2.Declaration

- ([OSIStatus](#)) setFanMode : ([OSICameraFanMode](#)) aFanMode;

5.2.2.67.3.Parameters

Name	In/Out	Usage
aFanMode	In	The fan mode to set.

5.2.2.67.4.Return Values

Value	Significance
QSI_SUCCESS	The method completed successfully.
QSI_NOT_CONNECTED	There is no connection to the camera.
QSI_NOT_SUPPORTED	The requested functionality is not supported by the camera.

5.2.2.67.5. Notes

5.2.2.68. setFilterPosition:

5.2.2.68.1. Semantics

Sets the filter to position in front of the CCD.

The position is 1-relative.

The filter is moved into position immediately.

5.2.2.68.2. Declaration

```
- (QSIStatus) setFilterPosition : (uint8_t) aFilterPosition;
```

5.2.2.68.3. Parameters

Name	In/Out	Usage
aFilterPosition	In	The filter to position in front of the CCD.

5.2.2.68.4. Return Values

Value	Significance
QSI_SUCCESS	The method completed successfully.
QSI_NOT_CONNECTED	There is no connection to the camera.
QSI_NO_FILTER	The camera has no filters.
QSI_INVALID_PARAMETER	The specified filter position is out of range.

5.2.2.68.5. Notes

5.2.2.69. setFocusOffset:forFilter:

5.2.2.69.1. Semantics

Sets the focus offset adjustment for the specified filter.

The position is 1-relative.

5.2.2.69.2. Declaration

```
- (QSIStatus) setFocusOffset : (int32_t) aFocusOffset  
                        forFilter : (uint8_t) aFilterPosition;
```

5.2.2.69.3. Parameters

Name	In/Out	Usage
aFocusOffset	In	The filter's focus offset adjustment.

Name	In/Out	Usage
aFilterPosition	In	The position of the filter in question.

5.2.2.69.4.Return Values

Value	Significance
QSI_SUCCESS	The method completed successfully.
QSI_NOT_CONNECTED	There is no connection to the camera.
QSI_NO_FILTER	The camera has no filters.
QSI_INVALID_PARAMETER	The specified filter position is out of range.

5.2.2.69.5.Notes

5.2.2.70.setGain:

5.2.2.70.1.Semantics

Sets the camera's gain.

5.2.2.70.2.Declaration

```
- (OSIStatus) setGain : (OSICameraGain) aGain;
```

5.2.2.70.3.Parameters

Name	In/Out	Usage
aGain	In	The gain to set.

5.2.2.70.4.Return Values

Value	Significance
QSI_SUCCESS	The method completed successfully.
QSI_NOT_CONNECTED	There is no connection to the camera.
QSI_NOT_SUPPORTED	The requested functionality is not supported by the camera.

5.2.2.70.5.Notes

5.2.2.71.setLEDEnabled:

5.2.2.71.1.Semantics

Turns the camera's LED status indicator on and off.

5.2.2.71.2.Declaration

- ([QSIStatus](#)) setLEDEnabled : (bool) anLEDEnabled;

5.2.2.71.3.Parameters

Name	In/Out	Usage
anLEDEnabled	In	YES, the LED status indicator is turned on. NO, the LED status indicator is turned off.

5.2.2.71.4.Return Values

Value	Significance
QSI_SUCCESS	The method completed successfully.
QSI_NOT_CONNECTED	There is no connection to the camera.
QSI_NOT_SUPPORTED	The requested functionality is not supported by the camera.

5.2.2.71.5.Notes

5.2.2.72.setMainCamera:

5.2.2.72.1.Semantics

Set the camera to serving as either the main camera or a guiding camera.

In order to change the camera from main to guiding, or vice-versa, there must not be an extant connection to the camera.

5.2.2.72.2.Declaration

- ([QSIStatus](#)) setMainCamera : (bool) aMainCamera;

5.2.2.72.3.Parameters

Name	In/Out	Usage
aMainCamera	In	YES, set the camera to be the main camera. NO, set the camera to be a guiding camera.

5.2.2.72.4.Return Values

Value	Significance
QSI_SUCCESS	The method completed successfully.
QSI_CONNECTED	There is a connection to the camera.

5.2.2.72.5. Notes

5.2.2.73.setMaxPixelsPerBlock:

5.2.2.73.1. Semantics

Sets the maximum number of pixels the camera will read from the CCD in a single operation.

5.2.2.73.2. Declaration

```
- (OSISStatus) setMaxPixelsPerBlock : (int32_t) aMaxPixelsPerBlock;
```

5.2.2.73.3. Parameters

Name	In/Out	Usage
aMaxPixelsPerBlock	In	The maximum number of pixels the camera will read in a single operation from the CCD.

5.2.2.73.4. Return Values

Value	Significance
QSIStatusSuccess	The method completed successfully.
QSIStatusNotConnected	There is no connection to the camera.

5.2.2.73.5. Notes

5.2.2.74.setName:forFilter:

5.2.2.74.1. Semantics

Sets the name for the specified filter.

The position is 1-relative.

5.2.2.74.2. Declaration

```
- (OSISStatus) setName : (NSString *) aName  
    forFilter : (uint8_t) aFilterPosition;
```

5.2.2.74.3. Parameters

Name	In/Out	Usage
aName	In	The filter's name.
aFilterPosition	In	The position of the filter in question.

5.2.2.74.4.Return Values

Value	Significance
QSI_SUCCESS	The method completed successfully.
QSI_NOT_CONNECTED	There is no connection to the camera.
QSI_NO_FILTER	The camera has no filters.
QSI_INVALID_PARAMETER	The specified filter position is out of range.

5.2.2.74.5.Notes

5.2.2.75.setPreExposureFlush:

5.2.2.75.1.Semantics

Sets the camera's pre-exposure flush setting.

5.2.2.75.2.Declaration

```
- (QSIStatus) setPreExposureFlush :  
    (QSI\_CAMERA\_PRE\_EXPOSURE\_FLUSH) aPreExposureFlush;
```

5.2.2.75.3.Parameters

Name	In/Out	Usage
aPreExposureFlush	In	The pre-exposure flush setting to set.

5.2.2.75.4.Return Values

Value	Significance
QSI_SUCCESS	The method completed successfully.
QSI_NOT_CONNECTED	There is no connection to the camera.
QSI_NOT_SUPPORTED	The requested functionality is not supported by the camera.

5.2.2.75.5.Notes

5.2.2.76.setRowBinning:

5.2.2.76.1.Semantics

Sets the camera's row binning value.

5.2.2.76.2.Declaration

```
- (QSIStatus) setRowBinning : (uint16_t) aBinning;
```

5.2.2.76.3.Parameters

Name	In/Out	Usage
aBinning	In	The row binning value to use.

5.2.2.76.4.Return Values

Value	Significance
QSIStatus	The method completed successfully.
QSIInvalidParameter	The specified binning value is out of the supported range.

5.2.2.76.5.Notes

5.2.2.77.setShutterPriority:

5.2.2.77.1.Semantics

Set's the camera's shutter priority.

5.2.2.77.2.Declaration

```
- (QSIStatus) setShutterPriority :  
    (QSIcameraShutterPriority) aShutterPriority;
```

5.2.2.77.3.Parameters

Name	In/Out	Usage
aShutterPriority	In	The shutter priority to set.

5.2.2.77.4.Return Values

Value	Significance
QSIStatus	The method completed successfully.
QSINotConnected	There is no connection to the camera.
QSIUnsupported	The requested functionality is not supported by the camera.

5.2.2.77.5.Notes

5.2.2.78.setSoundEnabled:

5.2.2.78.1.Semantics

Turns the camera's sound status indicator on and off.

5.2.2.78.2.Declaration

- ([OSIStatus](#)) setSoundEnabled : (bool) aSoundEnabled;

5.2.2.78.3.Parameters

Name	In/Out	Usage
aSoundEnabled	In	YES, the sound status indicator is turned on. NO, the sound status indicator is turned off.

5.2.2.78.4.Return Values

Value	Significance
QSI_SUCCESS	The method completed successfully.
QSI_NOT_CONNECTED	There is no connection to the camera.
QSI_NOT_SUPPORTED	The requested functionality is not supported by the camera.

5.2.2.78.5.Notes

5.2.2.79.supportsAsymmetricBinning:

5.2.2.79.1.Semantics

Returns whether or not the camera supports asymmetric binning.

5.2.2.79.2.Declaration

- ([OSIStatus](#)) supportsAsymmetricBinning :
(bool *) aSupportsAsymmetricBinning;

5.2.2.79.3.Parameters

Name	In/Out	Usage
aSupportsAsymmetric Binning	Out	YES, the camera supports asymmetric binning. NO, the camera does not support asymmetric binning.

5.2.2.79.4.Return Values

Value	Significance
QSI_SUCCESS	The method completed successfully.
QSI_NOT_CONNECTED	There is no connection to the camera.

5.2.2.79.5.Notes

5.2.2.80.temperature:

5.2.2.80.1.Semantics

Returns the camera's temperature information.

5.2.2.80.2.Declaration

- ([OSIStatus](#)) temperature : ([OSICameraTemperature](#) *) aTemperature;

5.2.2.80.3.Parameters

Name	In/Out	Usage
aTemperature	Out	The camera's temperature information.

5.2.2.80.4.Return Values

Value	Significance
OSISuccess	The method completed successfully.
OSINotConnected	There is no connection to the camera.

5.2.2.80.5.Notes

5.3. QSI Camera Advanced Details

5.3.1. Semantics

Used to report the advanced details of the camera.

5.3.2. Definition

```
typedef struct _QSI CameraAdvancedDetails
{
    bool                _antiBloomEnabled;
    QSI Camera AntiBloom _antiBloomIndex;

    bool                _cameraGainEnabled;
    QSI Camera Gain     _cameraGainIndex;

    bool                _fanModeEnabled;
    QSI Camera Fan Mode _fanModeIndex;

    QSI Filter *         _filters[QSI Max Filter Count];

    bool                _ledIndicatorDefault;
    bool                _ledIndicatorEnabled;

    bool                _optimizationsEnabled;
    bool                _optimizeReadoutSpeed;

    bool                _preExposureFlushEnabled;
    QSI Camera PreExposure Flush _preExposureFlushIndex;

    bool                _showDownloadProgressDefault;
    bool                _showDownloadProgressEnabled;

    bool                _shutterPriorityEnabled;
    QSI Camera Shutter Priority _shutterPriorityIndex;

    bool                _soundOnDefault;
    bool                _soundOnEnabled;
} QSI CameraAdvancedDetails;
```

5.3.3. Notes

5.4. QSiCameraAdvancedSettingsParameters

5.4.1. Semantics

Used to set the camera's advanced settings.

5.4.2. Definition

```
typedef struct _QSiCameraAdvancedSettingsParameters
{
    QSiCameraAntiBloom        _antiBloomingIndex;
    QSiCameraGain             _cameraGainIndex;
    QSiCameraFanMode          _fanModeIndex;
    bool                      _ledIndicatorOn;
    bool                      _optimizeReadoutSpeed;
    QSiCameraPreExposureFlush _preExposureFlushIndex;
    bool                      _showDownloadProgress;
    QSiCameraShutterPriority   _shutterPriorityIndex;
    bool                      _soundOn;
} QSiCameraAdvancedSettingsParameters;
```

5.4.3. Notes

5.5. QSIcameraAntiBloom

5.5.1. Semantics

Used to report and set the camera's anti-blooming setting.

5.5.2. Definition

```
typedef enum
{
    antiBloomNormal = 0,
    antiBloomHigh   = 1
} QSIcameraAntiBloom;
```

5.5.3. Notes

5.6. QSIcameraAutoZero

5.6.1. Semantics

Used to report the auto-zero values of the camera.

5.6.2. Definition

```
typedef struct _QSIcameraAutoZero
{
    uint16_t    _pixelCount;
    bool        _zeroEnable;
    uint16_t    _zeroLevel;
} QSIcameraAutoZero;
```

5.6.3. Notes

5.7. QSiCameraAutoZeroControl

5.7.1. Semantics

Used to set the user's auto-zero control parameters.

5.7.2. Definition

```
typedef struct _QSiCameraAutoZeroControl
{
    bool        _autoZeroEnabled;
    int32_t     _autoZeroMaxADU;
    bool        _autoZeroMedian;
    int32_t     _autoZeroSaturationThreshold;
    int32_t     _autoZeroSkipEndPixels;
    int32_t     _autoZeroSkipStartPixels;
} QSiCameraAutoZeroControl;
```

5.7.3. Notes

5.8. QSIcameraCCDSpecs

5.8.1. Semantics

Used to report the characteristics of the camera's CCD chip.

5.8.2. Definition

```
typedef struct _QSIcameraCCDSpecs
{
    double      _electronsPerADU;
    double      _fullWell;
    uint16_t    _maxADU;
    double      _maxExposure;      // in seconds
    double      _minExposure;      // in seconds
} QSIcameraCCDSpecs;
```

5.8.3. Notes

5.9. QSI cameraCombinedDetails

5.9.1. Semantics

Provides “one stop” access to both the camera details and CCD characteristics.

5.9.2. Definition

```
typedef struct _QSI cameraCombinedDetails
{
    QSI cameraCCDSpecs    _ccdSpecs;
    QSI cameraDetails    _details;
} QSI cameraCombinedDetails;
```

5.9.3. Notes

5.10.QSICameraCoolerState

5.10.1.Semantics

Used to report the camera's cooler's state.

5.10.2.Definition

```
typedef enum
{
    coolerOff,           // Cooler is off
    coolerOn,            // Cooler is on
    coolerAtAmbient,     // Cooler is on and regulating at ambient
                        // temperature
    coolerGoToAmbient,   // Cooler is on and ramping to ambient
    coolerNoControl,     // Cooler cannot be controlled on this camera
    coolerInitializing,  // Cooler control is initializing
    coolerIncreasing,    // Cooler temperature is going up
    coolerDecreasing,    // Cooler temperature is going down
    coolerBrownout       // Cooler brownout condition
} QSICameraCoolerState;
```

5.10.3.Notes

5.11.QSICameraDetails

5.11.1.Semantics

Used to report the camera details.

5.11.2.Definition

```
typedef struct _QSICameraDetails
{
    uint16_t    _arrayColumns;
    uint16_t    _arrayRows;
    bool        _hasCamera;
    bool        _hasFilterWheel;
    bool        _hasRelays;
    bool        _hasShutter;
    bool        _hasTemperatureRegulator;
    uint8_t     _maxHorizontalBinning;
    uint8_t     _maxVerticalBinning;
    NSString    *_modelName;
    NSString    *_modelNumber;
    uint8_t     _numberOfFilters;
    uint16_t    _numberOfRowsPerBlock;
    bool        _perBlockControl;
    double      _pixelHeight;
    double      _pixelWidth;
    bool        _powerOfTwoBinning;
    NSString    *_serialNumber;
    bool        _supportsAsymmetricBinning;
} QSICameraDetails;
```

5.11.3.Notes

5.12.QSICameraExposureParameters

5.12.1.Semantics

Used to set the parameters for an exposure.

5.12.2.Definition

```
typedef struct _QSICameraExposureParameters
{
    uint16_t    _columnBinning;
    uint32_t    _duration;
    uint8_t     _durationUsec;
    bool        _fastReadout;
    uint16_t    _height;
    bool        _holdShutterOpen;
    bool        _openShutter;
    bool        _probeForImplemented;
    uint16_t    _repeatCount;
    uint16_t    _rowBinning;
    uint16_t    _startingColumn;
    uint16_t    _startingRow;
    bool        _strobeShutterOutput;
    bool        _useExternalTrigger;
    uint16_t    _width;
} QSICameraExposureParameters;
```

5.12.3.Notes

5.13.QSICameraExposureRequest

5.13.1.Semantics

Used to set all the camera's parameters that impact exposure.

5.13.2.Definition

```
@interface QSICameraExposureRequest : QSIOBJECT
{
    @private
    QSICameraAntiBloom          _antiBloating;
    QSICameraAutoZeroControl    _autoZeroControl;
    QSICameraGain               _cameraGain;
    QSICameraPreExposureFlush   _preExposureFlush;
    QSICameraShutterPriority     _shutterPriority;

    uint16_t                    _columnBinning;
    uint32_t                    _duration;
    uint16_t                    _height;
    bool                        _openShutter;
    uint16_t                    _rowBinning;
    uint16_t                    _startingColumn;
    uint16_t                    _startingRow;
    uint16_t                    _width;

    uint8_t                    _filterPosition;
}

@property (assign) QSICameraAntiBloom          _antiBloating;
@property (assign) QSICameraAutoZeroControl    _autoZeroControl;
@property (assign) QSICameraGain               _cameraGain;
@property (assign) QSICameraPreExposureFlush   _preExposureFlush;
@property (assign) QSICameraShutterPriority     _shutterPriority;

@property (assign) uint16_t                    _columnBinning;
@property (assign) uint32_t                    _duration;
@property (assign) uint16_t                    _height;
@property (assign) bool                        _openShutter;
@property (assign) uint16_t                    _rowBinning;
@property (assign) uint16_t                    _startingColumn;
@property (assign) uint16_t                    _startingRow;
@property (assign) uint16_t                    _width;

@property (assign) uint8_t                    _filterPosition;
@end
```

5.13.3.Notes

5.14.QSICameraFanMode

5.14.1.Semantics

Used to report and set the camera's fan operating mode.

5.14.2.Definition

```
typedef enum
{
    fanOff      = 0,
    fanQuiet    = 1,
    fanFull     = 2
} QSICameraFanMode;
```

5.14.3.Notes

5.15.QSICameraGain

5.15.1.Semantics

Used to report and set the camera's gain setting.

5.15.2.Definition

```
typedef enum
{
    gainHigh  = 0,
    gainLow   = 1
} QSICameraGain;
```

5.15.3.Notes

5.16.QSICameraGuiding

5.16.1.Semantics

Used to control the camera guiding operation.

5.16.2.Definition

```
typedef enum
{
    guidingAbort      = 0,
    guidingNorth      = 1,
    guidingSouth      = 2,
    guidingEast       = 3,
    guidingWest       = 4
} QSICameraGuiding;
```

5.16.3.Notes

5.17.QSICameraPreExposureFlush

5.17.1.Semantics

Used to report and set the camera's pre-exposure flush setting.

5.17.2.Definition

```
typedef enum
{
    preExposureFlushNone           = 0,
    preExposureFlushModest        = 1,
    preExposureFlushNormal        = 2,
    preExposureFlushAggressive    = 3,
    preExposureFlushVeryAggressive = 4,
} QSICameraPreExposureFlush;
```

5.17.3.Notes

5.18.QSICameraPreferences

5.18.1.Semantics

Used to provide the user's preferences for the camera settings (including auto-zeroing) at the time a connection to the camera is established.

5.18.2.Definition

```
typedef struct _QSICameraPreferences
{
    QSICameraAdvancedSettingsParameters    _advancedSettings;
    QSICameraAutoZeroControl              _autoZeroControl;
} QSICameraPreferences;
```

5.18.3.Notes

5.19.QSICameraShutterPriority

5.19.1.Semantics

Used to report and set the camera's shutter priority setting.

5.19.2.Definition

```
typedef enum
{
    shutterPriorityMechanical    = 0,
    shutterPriorityElectronic    = 1
} QSICameraShutterPriority;
```

5.19.3.Notes

5.20.QSICameraState

5.20.1.Semantics

Used to report the camera's current state.

5.20.2.Definition

```
typedef enum
{
    stateIdle           = 0,  // Available to start exposure
    stateWaiting        = 1,  // Exposure started but waiting
    stateExposing       = 2,  // Exposure in progress
    stateReading        = 3,  // Reading CCD
    stateDownloading    = 4,  // Downloading data to computer
    stateError          = 5   // Error, no further operations tenable
} QSICameraState;
```

5.20.3.Notes

5.21.QSICameraTemperature

5.21.1.Semantics

Used to report the camera's temperature data.

5.21.2.Definition

```
typedef struct _QSICameraTemperature
{
    double                _ambientTemperature;
    uint16_t              _coolerPower;
    QSICameraCoolerState  _coolerState;
    double                _coolerTemperature;
} QSICameraTemperature;
```

5.21.3.Notes

5.22.QSICameraTemperatureParameters

5.22.1.Semantics

Used to control the camera's temperature.

5.22.2.Definition

```
typedef struct _QSICameraTemperatureParameters
{
    bool    _coolerOn;
    bool    _goToAmbient;
    double  _setPoint;
} QSICameraTemperatureParameters;
```

5.22.3.Notes

5.23.QSIFilter

5.23.1.Semantics

5.23.2.APIs

5.23.2.1.focusOffset

5.23.2.1.1.Semantics

Returns the focus adjustment for the filter.

5.23.2.1.2.Declaration

```
- (int32_t) focusOffset;
```

5.23.2.1.3.Parameters

Name	In/Out	Usage
n/a	n/a	n/a

5.23.2.1.4.Return Values

Value	Significance
any	The filter's focus offset

5.23.2.1.5.Notes

5.23.2.2.name

5.23.2.2.1.Semantics

Returns the name of the filter.

5.23.2.2.2.Declaration

```
- (NSString *) name;
```

5.23.2.2.3.Parameters

Name	In/Out	Usage
n/a	n/a	n/a

5.23.2.2.4.Return Values

Value	Significance
NSString *	The filter's name

5.23.2.2.5.Notes

5.23.2.3.setFocusOffset

5.23.2.3.1.Semantics

Sets the focus adjustment for the filter.

5.23.2.3.2.Declaration

```
- (void) setFocusOffset : (int32_t) aFocusOffset;
```

5.23.2.3.3.Parameters

Name	In/Out	Usage
aFocusOffset	In	The value to set for the filter's offset

5.23.2.3.4.Return Values

Value	Significance
n/a	n/a

5.23.2.3.5.Notes

5.23.2.4.setName

5.23.2.4.1.Semantics

Sets the name of the filter.

5.23.2.4.2.Declaration

```
- (void) setName : (NSString *) aName;
```

5.23.2.4.3.Parameters

Name	In/Out	Usage
aName	In	The value to set for the filter's name

5.23.2.4.4.Return Values

Value	Significance
n/a	n/a

5.23.2.4.5.Notes